



PULL HERE TO OPEN ▲

ACTIVE INGREDIENT: Tebuconazole: alpha-[2-(4-chlorophenyl)ethyl]-alpha-(1,1-dimethylethyl)-1H-1,2,4-triazole-1-ethanol 38.7%
OTHER INGREDIENTS: 61.3%
TOTAL: 100.0%
 Contains 3.6 pounds tebuconazole per gallon

EPA Reg. No. 66222-117 EPA Est. No. 37429-GA-001^{BT}; 37429-GA-002^{BO}
 Letter(s) in lot number correspond(s) to superscript in EPA Est. No.

**KEEP OUT OF REACH OF CHILDREN
 CAUTION**

For additional precautionary, handling, and use statements, see inside of this booklet.

Manufactured for: **Makhteshim Agan of North America, Inc.**
 3120 Highwoods Blvd, Suite 100 • Raleigh, NC 27604

14147

EPA 032411/Notif 072811/120611/Rev D

Net Contents: 1 Gallon

PF-54445-3

PROOF

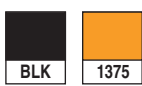


THIS PROOF IS TO BE CHECKED FOR ACCURACY

Please review and approve **Text, Spelling, Copy Placement, Size, Shape, Colors** and **Dieline**.

Authorized signature accepts responsibility for accuracy of all copy, color break and artwork. Cimarron Label is not liable for any discrepancies subsequently identified.

PLEASE NOTE: Due to color variance between printers/monitors, the colors represented by this proof cannot be deemed accurate. Please refer to a color matching system such as the Pantone Matching System for a truer representation of spot colors.

THIS PROOF IS NOT ACCURATE FOR COLOR-MATCH.
 Dieline does not print.

DATE	JOB NUMBER	CUSTOMER
MAY 9, 2012	61248	MAKHTESHIM
LABEL SIZE	BOOKLET SIZE	
4.875" X 5.125"	4.875" X 4.125"	
LABEL COLORS	BOOKLET COVER COLORS	BOOKLET INSIDE COLORS
		
PATTERN VARNISH: <input checked="" type="checkbox"/> YES <input type="checkbox"/> NO		

Form: CS 006B - 11/8/2011

ARTWORK IS APPROVED **REVISED PROOF NEEDED**

Cimarron Label
 Experts in Extended Text Labeling
 4201 North Westport Ave. • Sioux Falls, SD 57107
 Phone: (605) 978-0451 • Fax: (605) 978-0463

WE CANNOT PROCESS THIS ORDER WITHOUT AN AUTHORIZED SIGNATURE

Signed _____ Date _____



QUALI-PRO

Tebuconazole 3.6F

Foliar Fungicide

ACTIVE INGREDIENT:	% BY WT.
Tebuconazole: alpha-[2-(4-chlorophenyl)ethyl]-alpha-(1,1-dimethylethyl)-1 <i>H</i> -1,2,4-triazole-1-ethanol	38.7%
OTHER INGREDIENTS:	<u>61.3%</u>
TOTAL:	100.0%
Contains 3.6 pounds tebuconazole per gallon	

EPA Reg. No. 66222-117 EPA Est. No. 37429-GA-001^{BT}; 37429-GA-002⁹⁰
Letter(s) in lot number correspond(s) to superscript in EPA Est. No.

KEEP OUT OF REACH OF CHILDREN
CAUTION

For additional precautionary, handling, and use statements,
see inside of this booklet.

Manufactured for: **Makhteshim Agan of North America, Inc.**
3120 Highwoods Blvd, Suite 100 • Raleigh, NC 27604

14147

EPA 032411/Notif 072811/120611/Rev D

Net Contents: 1 Gallon

FIRST AID	
IF SWALLOWED:	<ul style="list-style-type: none"> • Call a poison control center or doctor immediately for treatment advice. • Have person sip a glass of water if able to swallow. • Do not induce vomiting unless told to do so by a poison control center or doctor. • Do not give anything by mouth to an unconscious person.
IF ON SKIN OR CLOTHING:	<ul style="list-style-type: none"> • Take off contaminated clothing. • Rinse skin immediately with plenty of water for 15 to 20 minutes. • Call a poison control center or doctor for treatment advice.
IF IN EYES:	<ul style="list-style-type: none"> • Hold eye open and rinse slowly and gently with water for 15 to 20 minutes. • Remove contact lenses, if present, after the first 5 minutes; then continue rinsing eye. • Call a poison control center or doctor for treatment advice.
IF INHALED:	<ul style="list-style-type: none"> • Move person to fresh air. • If person is not breathing, call 911 or an ambulance; then give artificial respiration, preferably mouth-to-mouth if possible. • Call a poison control center or doctor for further treatment advice.
<p>Have the product container or label with you when calling a poison control center or doctor or going for treatment. For medical emergencies, call Prozar 24 hours a day at 1-877-250-9291.</p> <p>NOTE TO PHYSICIAN: No specific antidote. Treat symptomatically.</p> <p>Symptoms of Poisoning: The compound does not cause any definite symptoms that would be diagnostic. Contact with the eyes may cause irritation.</p>	

PRECAUTIONARY STATEMENTS
HAZARDS TO HUMANS AND DOMESTIC ANIMALS
CAUTION

Harmful if swallowed or absorbed through skin. Causes moderate eye irritation. Avoid contact with skin, eyes, and clothing. Wash thoroughly with soap and water after handling and before eating, drinking, chewing gum, or using tobacco. Remove and wash contaminated clothing before reuse.

PERSONAL PROTECTIVE EQUIPMENT (PPE)

Some materials that are chemical resistant to this product are listed below. If you want more options, follow the instructions for category C on an EPA chemical resistance category selection chart.

Applicators and other handlers must wear:

- Long-sleeved shirt and long pants
- Chemical-resistant gloves such as barrier laminate, butyl rubber, nitrile rubber, neoprene rubber, polyvinyl chloride, or Viton
- Shoes plus socks

Follow manufacturer's instructions for cleaning/maintaining PPE. If no such instructions for washables exist, use detergent and hot water. Keep and wash PPE separately from other laundry.

ENGINEERING CONTROLS STATEMENTS

When handlers use closed systems, enclosed cabs, or aircraft in a manner that meets the requirements listed in the Worker Protection Standard (WPS) for agricultural pesticides [40 CFR 170.240(d)(4-6)], the handler PPE requirements may be reduced or modified as specified in the WPS.

USER SAFETY RECOMMENDATIONS

Users should:

- Wash thoroughly with soap and water after handling and before eating, drinking, chewing gum, using tobacco, or using the toilet.
- Remove clothing immediately if pesticide gets inside. Then wash thoroughly and put on clean clothing.

ENVIRONMENTAL HAZARDS

This pesticide is toxic to mammals, fish, and aquatic invertebrates. Do not apply directly to water, to areas where surface water is present, or to intertidal areas below the mean high water mark. Runoff may be hazardous to aquatic organisms in neighboring areas. Do not contaminate water when disposing of equipment washwater or rinsate.

Ground Water Advisory: Tebuconazole is known to leach through soil into ground under certain conditions as a result of label use. Use of this chemical in areas where soils are permeable, particularly where the water table is shallow, may result in groundwater contamination.

Surface Water Label Advisory: This product may contaminate water through drift of spray in wind. This product has a high potential for runoff for several months or more after application. Poorly draining soils and soils with shallow water tables are more prone to runoff that contains this product. A level, well-maintained vegetative buffer strip between areas to which this product is applied and surface water features such as ponds, streams, and springs will reduce the potential for contamination of water from rainfall runoff. Runoff of this product will be reduced by avoiding applications when rainfall is forecasted within 48 hours.

DIRECTIONS FOR USE

It is a violation of Federal law to use this product in a manner inconsistent with its labeling.

Do not apply this product in a way that will contact workers or other persons, either directly or through drift. Only protected handlers may be in the area during application. For any requirements specific to your State or Tribe, consult the agency responsible for pesticide regulation.

AGRICULTURAL USE REQUIREMENTS

Use this product only in accordance with its labeling and with the Worker Protection Standard, 40 CFR Part 170. This Standard contains requirements for the protection of agricultural workers on farms, forests, nurseries, and greenhouses, and handlers of agricultural pesticides. It contains requirements for training, decontamination, notification, and emergency assistance. It also contains specific instructions and exceptions pertaining to the statements on this label about personal protective equipment (PPE) and restricted-entry interval. The requirements in this box only apply to uses of this product that are covered by the Worker Protection Standard.

Do not enter or allow worker entry into treated areas during the restricted-entry interval (REI) of 12 hours for all crops.

PPE required for early entry to treated areas that is permitted under the Worker Protection Standard and that involves contact with anything that has been treated such as plants, soil, or water is:

- Coveralls
- Chemical-resistant gloves such as barrier laminate, butyl rubber, nitrile rubber, neoprene rubber, polyvinyl chloride, or Viton
- Shoes plus socks

NON-AGRICULTURAL USE REQUIREMENTS

The requirements in this box apply to uses of this product that are NOT within the scope of the Worker Protection Standard for agricultural pesticides (40 CFR Part 170). The WPS applies when this product is used to produce agricultural plants on farms, forests, nurseries, or greenhouses.

Entry Restrictions for Non-WPS Uses: Do not enter or allow others to enter the treated area until sprays have dried.

Spray Volume: For turf, apply Quali-Pro Tebuconazole 3.6F in 66-132 gallons of water per acre by ground sprayer. For ornamentals other than leatherleaf fern, use 50-300 gallons of finished spray per acre depending upon equipment, plant species, and plant growth stage at the time of application. For leatherleaf fern, apply Quali-Pro Tebuconazole 3.6F in a minimum of 5 gallons of finished spray per acre using ground equipment or chemigation. Check equipment calibration frequently. Complete coverage and uniform application are essential for the most effective results, especially when lower spray volumes are applied. If necessary, increase the spray volume per acre for complete crop coverage.

Chemigation: Apply Quali-Pro Tebuconazole 3.6F through irrigation equipment only to leatherleaf fern in Florida to suppress anthracnose. Apply this product only through center pivot, lateral move, end tow, side (wheel) roll, traveler, big gun, solid set, or hand move; or drip (trickle) irrigation systems. Do not apply this product through any other type of irrigation system. Crop injury, lack of effectiveness, or illegal pesticide residues in the crop can result from non-uniform distribution of treated water. Contact State Extension Service specialists, equipment manufacturers, or other experts if you have questions regarding calibration. Do not connect irrigation systems (including

greenhouse systems) used for pesticide application to a public water system unless the pesticide label-prescribed safety devices for public water systems are in place. A person knowledgeable of the chemigation system and responsible for its operation, or under the supervision of the responsible person, shall shut the system down and make necessary adjustments if the need arises.

Public water system means a system for the provision to the public of piped water for human consumption if such system has at least 15 service connections or regularly serves an average of at least 25 individuals daily at least 60 days out of the year. Chemigation systems connected to public water systems must contain a functional, reduced-pressure zone, back flow preventer (RPZ) or the functional equivalent in the water supply line upstream from the point of pesticide introduction. As an option to the RPZ, the water from the public water system should be discharged into a reservoir tank prior to pesticide introduction. There shall be a complete physical break (air gap) between the flow outlet end of the fill pipe and the top or overflow rim of the reservoir tank of at least twice the inside diameter of the fill pipe. The pesticide injection pipeline must contain a functional, automatic, quick-closing check valve to prevent the flow of fluid back toward the injection.

The system must contain a functional check valve, vacuum-relief valve, and low-pressure drain appropriately located on the irrigation pipeline to prevent water source contamination from back flow. The pesticide injection pipeline must contain a functional, automatic, quick-closing check valve to prevent the flow of fluid back toward the injection pump. The pesticide injection pipeline must also contain a functional, normally closed, solenoid-operated valve located on the intake side of the injection pump and connected to the system interlock to prevent fluid from being withdrawn from the supply tank when the irrigation system is either automatically or manually shut down. The system must contain functional interlocking controls to automatically shut off the pesticide injection pump when the water pump motor stops. The irrigation line or water pump must include a functional pressure switch which will stop the water pump motor when the water pressure decreases to the point where pesticide distribution is adversely affected. Systems must use a metering pump such as a positive displacement injection pump (e.g., diaphragm pump) effectively designed and constructed of materials that are compatible with pesticides and capable of being fitted with a system interlock. Do not apply when wind speed favors drift beyond the area intended for treatment.

Maintain continuous agitation in mix tank during mixing and application to assure a uniform suspension. Allow sufficient time for pesticide to be flushed through all lines and all nozzles before turning off irrigation water. Pesticide may be applied continuously for the duration of the water application.

Mixing: Add labeled amount of Quali-Pro Tebuconazole 3.6F into the spray tank while filling with water to the desired level. Operate the agitator while mixing. If other materials are added to the spray tank, the Quali-Pro Tebuconazole 3.6F should be thoroughly dispersed prior to the addition of other materials.

Do not tank mix with products containing a prohibition against tank mixing. Follow the most restrictive labeling requirements of any tank mix product.

Compatibility: To determine the compatibility of Quali-Pro Tebuconazole 3.6F with other products, use the following procedure: Pour the labeled proportions of the products into a suitable container of water, mix thoroughly, and allow to stand at least five (5) minutes. If the combination remains mixed or can be remixed readily, the mixture is considered physically compatible. For further information, contact your local Makhteshim Agan representative.

Resistance Management Statement

Quali-Pro Tebuconazole 3.6F is a Group 3 fungicide which exhibits no known cross-resistance to other fungicide groups. However, fungal pathogens are known to develop resistance to products with the same mode of action when used repeatedly. Any fungal population may contain or develop individuals that are resistant to Quali-Pro Tebuconazole 3.6F and other Group 3 fungicides. If Group 3 fungicides are used repeatedly in the same field or in successive years as the primary method of control for targeted diseases, the resistance isolates may eventually dominate the fungal population. Because resistance development cannot be predicted, the use of this product should conform to resistance management strategies established for the crop and use area. Such strategies may include rotation and/or tank mixing with products having different modes of action or limiting the total number of applications per season. Contact your local extension specialist, certified crop advisor, and/or manufacturer for fungicide resistance management and/or integrated disease management recommendations for specific crops and resistant disease populations. Makhteshim Agan of North America, Inc. encourages responsible management to ensure effective long-term control of the fungal disease on this label.

TURF AND ORNAMENTAL USES

DISEASE CONTROL IN GOLF COURSE TURF

PRODUCT INFORMATION

For use on all golf turf applications of cool-season and warm-season grasses (such as Bentgrasses, Bluegrasses, Fescues, Ryegrasses, St. Augustine grasses, and Zoysia) or their mixtures. Quali-Pro Tebuconazole 3.6F is not phytotoxic to any of the above-mentioned grasses when used in accordance with the label. **Note:** Bermudagrass can be sensitive to Quali-Pro Tebuconazole 3.6F under certain conditions. Do not apply consecutive applications during or just after dormancy break. Avoid applications when temperatures are expected to exceed 85°F.

Quali-Pro Tebuconazole 3.6F can be used for the prevention and control of the diseases mentioned in table below. Begin applications when conditions favor disease development and repeat applications as long as these conditions persist. Preventative treatments can be applied using 28-day intervals as indicated. When treating golf greens, always treat aprons and approaches. Spray uniformly over the area to be treated with properly calibrated equipment. Apply the specified amount of Quali-Pro Tebuconazole 3.6F Fungicide in sufficient water for thorough coverage. A volume of 66 – 132 gallons per acre (1.5 – 3.0 gallons per 1000 sq ft) is recommended. Apply using properly calibrated low-volume, hand-held, mechanical, or motorized ground broadcast equipment. Application to small areas may be made with low-pressure handwand or backpack equipment.

Depending on the disease, Quali-Pro Tebuconazole 3.6F should be watered into the crown and active root zone for best results. Make all applications after mowing and allow foliage to dry thoroughly before irrigation. For best results, use spray mixture the same day it is prepared.

USE RESTRICTIONS AND PRECAUTIONS

- For use on golf course turf only.
- Do not use on home lawns and turf sites associated with apartment buildings, daycare centers, playgrounds, playfields, recreational park athletic fields, athletic fields located on or next to schools (i.e., elementary, middle, and high school), campgrounds, churches, and theme parks.
- Not for homeowner use.
- Not for use on turf being grown for sale or commercial use as sod.
- Do not use clippings for animal feed.
- Do not exceed 3.6 oz of Quali-Pro Tebuconazole 3.6F Fungicide per 1000 sq ft per year.
- Do not apply more than 6 applications per year in all states except New York, and do not apply more than 3 applications per year in New York State.

DISEASE	RATE OF QUALI-PRO TEBUCONAZOLE 3.6F FL OZ/1000 SQ FT	REMARKS
Dollar Spot (<i>Sclerotinia homoeocarpa</i>) Copper Spot (<i>Gloeocercospora sorghi</i>) Powdery Mildew (<i>Erysiphe graminis</i>) Corticium Red Thread (<i>Laetisaria fuciformis</i>) Rusts (<i>Puccinia</i> spp.)	0.6	For prevention, begin applications when conditions are favorable for disease development. Do not make two consecutive applications of Quali-Pro Tebuconazole 3.6F. Alternate with another fungicide with a different mode of action. A second application may be made after 28 days.
Brown Patch/Rhizoctonia Blight, Large Patch (<i>Rhizoctonia solani</i>) Brown Ring Patch (<i>R. circinata</i>)	0.6	
Anthracnose-Basal and Foliar (<i>Colletotrichum cereale</i>) Red Thread (<i>Laetisaria fuciformis</i>) Pink Patch (<i>Limonomyces rosipellis</i>)	0.6	

See **COMMENTS** at end of table.

DISEASE	RATE OF QUALI-PRO TEBUCONAZOLE 3.6F FL OZ/1000 SQ FT	REMARKS
Bermudagrass decline (<i>Gaeumannomyces graminis</i> var. <i>graminis</i>)	0.6	Immediately after fungicide is applied, the area should be irrigated with sufficient water to move the active ingredient down into the crown and root zone of the turf. The amount of water is dependent on the depth of the root zone. For prevention, begin applications two or four weeks prior to the historical appearance of disease symptoms. Initiate cultural control practices at the same time the fungicide is applied. Refer to your local County Extension Service for this information. Apply subsequent applications at 28-day intervals.
Take All Patch (<i>Gaeumannomyces graminis</i>)	0.6	For prevention, apply in the fall when soil temperature reaches 55-65° F and again in the spring under similar soil temperature conditions. Applications in both fall and spring may be necessary. Immediately after fungicide is applied, the area should be irrigated with sufficient water to move the active ingredient down into the crown and active root zone of the turf. The amount of water is dependent on the depth of the root zone.
Gray Leaf Spot (<i>Pyricularia grisea</i>)	0.6	Apply when conditions are favorable for disease development at 28-day intervals. If using 0.6 oz/1000 sq ft, or under conditions favoring moderate to heavy disease pressure, Quali-Pro Tebuconazole 3.6F can be tank mixed with a registered contact fungicide at label rate.
Stripe Smut (<i>Ustilago striiformis</i>)	0.6	Make a single application to historical disease areas in spring as grass growth begins.

See **COMMENTS** at end of table.

DISEASE	RATE OF QUALI-PRO TEBUCONAZOLE 3.6F FL OZ/1000 SQ FT	REMARKS
Spring Dead Spot <i>(Leptosphaeria korrea,</i> <i>L. narmari,</i> <i>Ophiosphaerella her-</i> <i>potricha,</i> <i>Gaeumannomyces</i> <i>graminis)</i> Necrotic Ring Spot <i>(Leptosphaeria korrea)</i>	0.6	For prevention, apply in fall when soil temperature reaches 65° F and again in spring under similar soil temperature conditions or after dormancy break. Immediately after fungicide is applied, irrigate the area with sufficient water to move the active ingredient down into the crown and active root zone of the turf. The amount of water is dependent on the depth of the root zone.
Fusarium Patch <i>(Fusarium roseum)</i>	0.6	Apply first application in mid-June or 28 days prior to time this blight normally becomes evident. Make applications at no less than 28-day intervals.
Summer Patch <i>(Magnaporthe poae)</i>	0.6	Apply beginning in the spring. Do not make two consecutive applications of Quali-Pro Tebuconazole 3.6F. Alternate with another fungicide with a different mode of action. Second and third applications may be made at 28-day intervals. See local university recommendations for suggested timing. Immediately after fungicide is applied, irrigate the area with sufficient water to move the active ingredient down into the crown and active root zone of the turf. The amount of water is dependent on the depth of the root zone.
Zoysia Patch, Large Patch of Zoysia <i>(Rhizoctonia solani)</i>	0.6	Make first application in early fall (mid-September to mid-October) prior to development of disease symptoms. A second application in early spring may be necessary in areas where disease pressure is known to be heavy.

See **COMMENTS** at end of table.

DISEASE	RATE OF QUALI-PRO TEBUCONAZOLE 3.6F FL OZ/1000 SQ FT	REMARKS
Gray Snow Mold/Typhula Blight (<i>Typhula incarnate</i>) Pink Snow Mold/Microdochium Patch (<i>Microdochium nivalis</i>)	0.6	Apply in the fall, before anticipated turf dormancy and before first snow cover. If turf breaks dormancy during winter months, a second application may be made. Do not apply over snow cover, or when turf is dormant. It is recommended that Quali-Pro Tebuconazole 3.6F be tank mixed with other registered snow mold products for best season-long results.
COMMENTS: Apply the specified amount of Quali-Pro Tebuconazole 3.6F in 1.5 to 3.0 gallons of water per 1000 sq ft. Make all applications after mowing and allow foliage to dry thoroughly before irrigation. Do not use clippings for animal feed. Do not exceed 3.6 fl oz of Quali-Pro Tebuconazole 3.6F per 1000 sq ft per year. Do not exceed 6 applications per year.		

DISEASE CONTROL IN FIELD, NURSERY AND CONTAINER ORNAMENTALS, AND COMMERCIAL AND RESIDENTIAL LANDSCAPES

PRODUCT INFORMATION: For use on ornamental plants only; not for woodlands or forest management. Not for homeowner use.

Quali-Pro Tebuconazole 3.6F can be used in a preventative and curative disease control program for the listed plant types and diseases in the table below. Optimum disease management is obtained when Quali-Pro Tebuconazole 3.6 F is used in conjunction with sound disease management practices.

Apply material with properly calibrated hand-held, mechanical, or motorized spray equipment. Begin applications when disease first appears and repeat at 14- to 21-day intervals during the growing season. Use the shortest interval when conditions are unusually favorable for the development of disease. For hand-held, mechanical, or motorized applications, mix as directed below and apply as a full coverage spray to drip for the prevention and control of the diseases listed below. Choose a finished spray volume appropriate for the size of the plants and amount of foliage which will provide thorough coverage throughout the canopy. Allow sprays to dry before overhead irrigation is applied.

USE RESTRICTIONS AND PRECAUTIONS

- Apply Quali-Pro Tebuconazole 3.6F at rates of 4-10 fl oz per acre in 100 gallons of water. Spray volume may range from 50 up to 300 gallons of finished spray per acre depending upon equip-

- ment, plant species, and plant growth stage at time of application.
- Do not apply more than 30 fl oz per acre in a single application.
 - Do not apply more than 0.94 gallons (120 fl oz) of Quali-Pro Tebuconazole 3.6F (equal to 3.38 lbs of tebuconazole) per acre per year.
 - Do not make more than 4 applications per year at highest rate.
 - Do not apply to bearing fruit trees or vegetables.

NOTE: The **DIRECTIONS FOR USE** section of this product label reflects the cumulative inputs from both historical field use and product testing programs. However, it is impossible to test this product on all species and cultivars. A preliminary trial is suggested on a small scale before a full treatment is applied to any plant type not shown on this label but found in a similar use site with a listed disease problem. Wait 5-7 days after treatment to evaluate results. This product is not recommended for use on African Violets, Begonias, Boston Fern, and Geraniums.

ORNAMENTALS DISEASE CONTROL

PLANTS	DISEASE	APPLICATION	
		TO PREVENT DISEASE	TO TREAT DISEASE
Roses	Black Spot Powdery Mildew Rust	Apply every 14-21 days during the growing season, starting when leaves first appear.	Apply every 14 days for a total of 3 applications beginning at the first sign of disease.
Flowers	Leaf Spot Powdery Mildew Rust Southern Blight	Apply at least 3 times per year, 14-21 days apart, beginning with spring bud break.	
Crabapples (Ornamental), Dogwoods, and other Landscape (Ornamental) Trees	Anthrachnose Leaf Spot Powdery Mildew Rust Scab	Rotation or tank mixing with barrier protectant fungicides is recommended for resistance management.	
Azaleas, Camellias, Rhododendrons, and other Landscape (Ornamental) Shrubs	Anthrachnose Black Spot Leaf Spot Petal Blight Powdery Mildew Rust Southern Blight	Petal Blight: Apply 2-3 times per week into the flowers as they open and develop color.	
Ground Covers and Vines	Rust Southern Blight		

For small plantings, add 1 teaspoon of Quali-Pro Tebuconazole 3.6F to 2.5 gallons of water.

Pump-Style Sprayers

1. Add the appropriate amounts of concentrate and water to the sprayer tank.
2. Close the sprayer, shake well, and pressurize.
3. Adjust nozzle to a coarse spray pattern and apply.
4. Occasionally repressurize the sprayer, if needed, to maintain a good spray pattern.

PLANT	DISEASE	RATE OF QUALI-PRO TEBUCONAZOLE 3.6 F
LEATHERLEAF FERN (FLORIDA ONLY)	Anthracnose (suppression)	5 to 10 fl oz per acre
	<p>Notes: Make the first application before anthracnose symptoms are present and continue at 12- to 14-day intervals.</p> <p>USE RESTRICTIONS: A maximum of 5 pints of Quali-Pro Tebuconazole 3.6F may be applied per acre per year.</p>	
<p>Comments: Apply Quali-Pro Tebuconazole 3.6F in a minimum of 5 gallons of spray solution per acre using ground equipment or chemigation.</p> <p>USE LIMITATIONS: Quali-Pro Tebuconazole 3.6F can cause phytotoxicity to Leatherleaf Fern under certain environmental conditions. Applications in temperatures less than 70°F can cause phytotoxicity in the form of leaf burning and/or yellowing. Application followed by temperatures falling below 55°F can cause similar symptoms. Before using this product on Leatherleaf Fern, read the LIMITATION OF WARRANTY AND LIABILITY section in its entirety.</p>		

OBSERVE THE FOLLOWING PRECAUTIONS WHEN SPRAYING IN THE VICINITY OF AQUATIC AREAS SUCH AS LAKES, RESERVOIRS, RIVERS, PERMANENT STREAMS, MARSHES OR NATURAL PONDS, AND ESTUARIES.

- Apply only during alternate years in fields adjacent to aquatic areas listed above.
- Do not apply by ground or air within 100 feet of aquatic areas listed above.
- Do not cultivate within 10 feet of an aquatic area to allow growth of a vegetative filter strip.

Spray Drift Management: For aerial applications, mount the spray boom on the aircraft so as to minimize drift caused by wing tip vortices. Use the minimum practical boom length and do not exceed 75% of the wing span or rotor diameter. Use the largest droplet size consistent with pest control. Formation of very small droplets may be minimized by appropriate nozzle selection, by orienting nozzles away from the airstream as much as possible, and by avoiding excessive spray boom pressure. Apply in a minimum of 5 gallons of spray solution per acre by aircraft spray equipment. Release the spray at the lowest possible height consistent with good pest control and flight safety. Avoid applications more than 10 feet above the crop canopy. Make aerial or ground appli-

cations when wind velocity favors on-target product deposition (approximately 3 to 10 mph). Do not apply when wind velocity exceeds 15 mph. Avoid applications when wind gusts approach 15 mph. Risk of exposure to sensitive aquatic areas can be reduced by avoiding applications when wind direction is toward the aquatic area. Low humidity and high temperatures increase the evaporation rate of spray droplets and therefore the likelihood of spray drift to aquatic areas. Avoid spraying during conditions of low humidity and/or high temperature. Do not make aerial or ground applications during temperature inversions. Inversions are characterized by stable air and increasing temperatures with height above the ground. Mist or fog may indicate the presence of an inversion in humid areas. The applicator may detect the presence of an inversion by producing smoke and observing a smoke layer near the ground surface.

STORAGE AND DISPOSAL

Do not contaminate water, food, or feed by storage or disposal.

PESTICIDE STORAGE: Store in a cool, dry place and in such a manner as to prevent cross contamination with other pesticides, fertilizers, food, and feed. Store in original container and out of the reach of children, preferably in a locked storage area.

Handle and open container in a manner as to prevent spillage. If container is leaking, invert to prevent leakage. If the container is leaking or material is spilled for any reason or cause, carefully dam up spilled material to prevent runoff. Refer to **PRECAUTIONARY STATEMENTS** on label for hazards associated with the handling of this material. Do not walk through spilled material. Absorb spilled material with absorbing-type compounds and dispose of as directed for pesticides below. In spill or leak incidents, keep unauthorized people away.

PESTICIDE DISPOSAL: Wastes resulting from the use of this product must be disposed of on site or at an approved waste disposal facility.

CONTAINER HANDLING:

Nonrefillable Container (five gallons or less): Nonrefillable container. Do not reuse or refill this container. Offer for recycling, if available. Clean container promptly after emptying. Triple rinse as follows: Empty the remaining contents into application equipment or a mix tank and drain for 10 seconds after the flow begins to drip. Fill the container 1/4 full with water and recap. Shake for 10 seconds. Pour rinsate into application equipment or a mix tank or store rinsate for later use or disposal. Drain for 10 seconds after the flow begins to drip. Repeat this procedure two more times.

LIMITATION OF WARRANTY AND LIABILITY

Read the entire directions for use, conditions of warranties and limitations of liability before using this product. If terms are not acceptable, return the unopened product container at once.

By using this product, user or buyer accepts the following **CONDITIONS, DISCLAIMER OF WARRANTIES and LIMITATIONS OF LIABILITY.**

CONDITIONS: The directions for use of this product are believed to be adequate and must be followed carefully. However, it is impossible to eliminate all risks associated with the use of this prod-

uct. Crop injury, ineffectiveness or other unintended consequences may result because of such factors as weather conditions, presence of other materials, or the manner of use or application, all of which are beyond the control of Makhteshim Agan of North America, Inc. All such risks shall be assumed by the user or buyer.

DISCLAIMER OF WARRANTIES: To the extent consistent with applicable law, Makhteshim Agan of North America, Inc. makes no other warranties, express or implied, of merchantability or of fitness for a particular purpose or otherwise, that extend beyond the statements made on this label. No agent of Makhteshim Agan of North America, Inc. is authorized to make any warranties beyond those contained herein or to modify the warranties contained herein. To the extent consistent with applicable law, Makhteshim Agan of North America, Inc. disclaims any liability whatsoever for special, incidental or consequential damages resulting from the use or handling of this product.

LIMITATIONS OF LIABILITY: To the extent consistent with applicable law, the exclusive remedy of the user or buyer for any and all losses, injuries or damages resulting from the use or handling of this product, whether in contract, warranty, tort, negligence, strict liability or otherwise, shall not exceed the purchase price paid or at Makhteshim Agan of North America, Inc.'s election, the replacement of product.

To the extent consistent with applicable law, MANA accepts no responsibility and shall not be liable for phytotoxicity or side effects of Quali-Pro Tebuconazole 3.6F used on Leatherleaf ferns under any conditions.

Quali-Pro is a registered trademark of Makhteshim Agan of North America, Inc.



